

2mm Travel Miniature Sized Slide Switch SLD-582 Series

1/4

Features

- ◇ 2mm travel.
- ◇ The knob with a blind board can be directly taken out to apparatus.
- ◇ A sharp click feeling.
- ◇ Lead free.



Applications

- ◇ CD radio cassette recorder, stereo, and head phone stereo.
- ◇ Car navigation, a car stereo, VTR.
- ◇ Signal switching for office apparatus, telephone, remote control.

Products line

No	Products number	Poles	Positions	Changeover timing	Knob shape
1	SLD-22-582	2	2	Non-shorting	Blind
2	SLD-22-582D	2			Straight
3	SLD-12-582E	1			
4	SLD-22-582F	2			
5	SLD-12-582G	1			

◇ As Non-shorting type can be modified to shorting type, please feel free to contact us for this version.

Typical specifications

Items	Specifications
Rating (max) (resistive load)	0.1A 12VDC 0.3A 30VDC
Contact resistance	20 milliohm
Insulation resistance	100 megohm
Withstanding voltage	500VAC 1min.
Operating force	1.96 plus or minus 1.47N
Operating life	10,000 cycles
Operation temperature range	From -10 to +60 degree Celsius
Storage temperature range	From -20 to +70 degree Celsius

Dimensions

Unit : mm

No	Style	PC board mounting hole dimension (TOP VIEW)
		Circuit diagram
1	SLD-22-582	
2	SLD-22-582D	

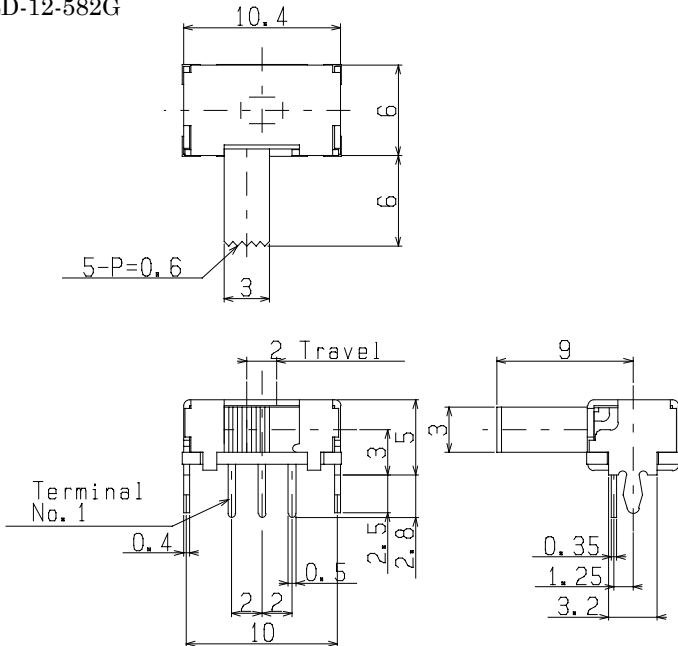
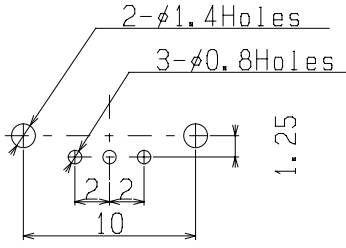
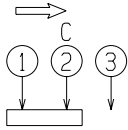
Dimensions

Unit : mm

No	Style	PC board mounting hole dimension (TOP VIEW)
		Circuit diagram
3	SLD-12-582E	
4	SLD-22-582F	

Dimensions

Unit : mm

No	Style	PC board mounting hole dimension (TOP VIEW)
		Circuit diagram
5	SLD-12-582G 	
		

Notes

- The appearance and specifications of the product may be modified to improve its performance without prior notice.
- This catalog shows only outline specifications. When using the product, please obtain formal specifications.
- Regardless of the suggested applications of these products being introduced in this catalog, when using them for equipment's and devices requiring a high degree of safety, respective manufacturers shall preserve the safety of the planned equipment's and devices by providing necessary protective circuits and redundancy circuits and reconfirm if safety is being duly preserved.
- These switches are not washable. Note that if the switches are washed, the lubricant at contact portion and mechanism flows out and it may cause operating failures. Also the remains of the detergent stayed inside of the switch may lead to the failure of contact, insulation and withstanding voltage.
- Please confirm the performance on actual operation by simulation with actual environment environments for high reliability.
- Note that if the stress more than specifications are applied to the switch during the operation, it may cause the deformation and defects in electrical performance. Care shall be taken not to apply abnormal stress to the switch.
- Please solder when the knob stands at the correct switching position. If the soldering is done at the middle position of the stroke there may cause the reduction of the operating force.
- In case of the soldering by auto-dip, please be sure to carry the testing of mounting before the usage. Also the soldering flux protective agent is recommended to prevent the penetration of flux.
- In case of the manual soldering, consideration should be given to applying the soldering iron to the tip of the terminals and avoid the abnormal stress to the terminals. Please do not apply pressure for 1 minute after soldering.
- As the melted flux might penetrate into the switch, please do not wipe off the flux by the cleaning solvent after the soldering
- If the switches are used in the following environment, the performance and the characteristics may influence. Corrosive gas such as Cl_2 , H_2S , NO_2 , SO_2 , NH_3 .
Places attaching water drop moisture, salty water, oil, agent and organic solvent.
Places of direct sunshine and dusty environment.
- If the switches are not used immediately, please store them as delivered in the following environment: with temperature at -10 to 60 degree Celsius relative humidity 25 to 75% without water-drop and direct sunshine. There might be the possibility of the chemical reaction by sulfur on the silver plated terminals which lead to the reduction of solderbility and creation of the oxidization and the rust, if the switches are stored in the high temperature and high humid environment for the long time (Approx. 6 months)
After the break of the seal, the remaining of the switches shall be stored in a plastic bag to separate them from the moisture and corrosive gas.